



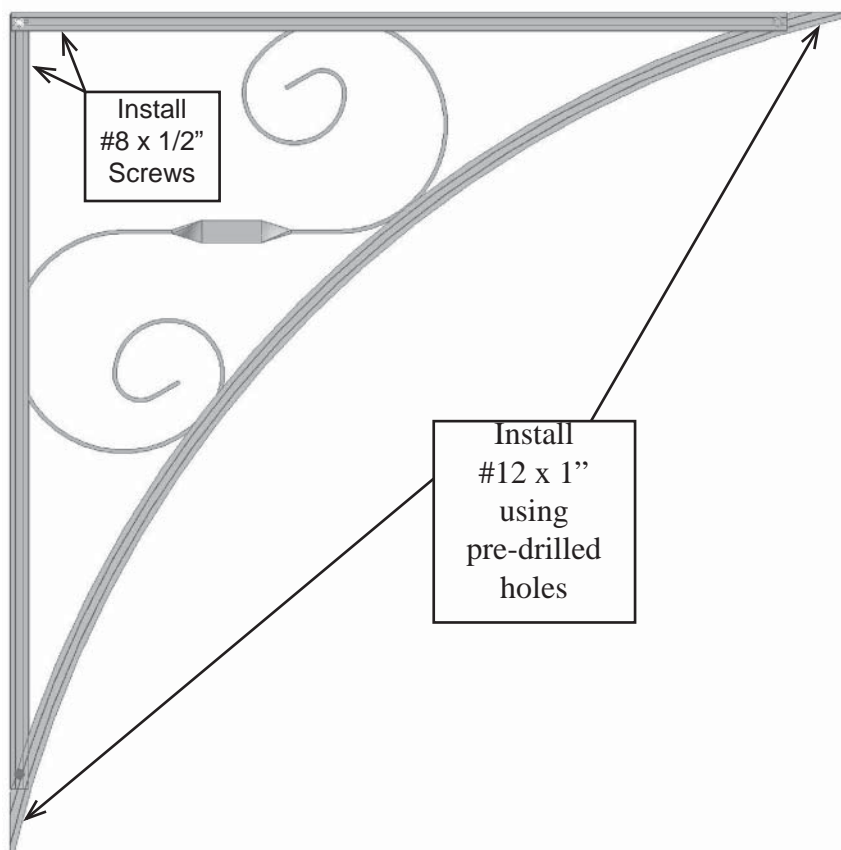


## Arched Scrolls Installation Instructions

Before installing the Arched Scrolls, check posts or columns to that they are plumb vertically (90° square to bottom of Front Header).

Using the #8 x 1/2" and #12 x 1" self drilling screws provided, attach them where indicated on the drawing below.

	#8 x 1/2" Self Drilling Screw
	#12 x 1" Self Drilling Screw



Check the material received.  
Match your shipment with the Bill of Materials.  
If there is a shortage or wrong material,  
call Dealer Service immediately.

Safety is important!  
Wear Safety Glasses and Work Gloves.  
Follow all safety practices while assembling  
and installing this product.

**Dura-Bilt Products, Inc. P.O. Box 188 Wellsburg, N.Y. 14894**

**Dealer Service 570-596-2000 E-Mail [info@durabilt.com](mailto:info@durabilt.com)**

**DURA-BILT RESERVES THE RIGHT TO CHANGE DESIGN AND/OR SPECIFICATIONS WITHOUT NOTICE.**